

Olustee Observer

QUARTERLY NEWSLETTER OF THE OLUSTEE BATTLEFIELD HISTORIC STATE PARK
CITIZEN SUPPORT ORGANIZATION

Gary Dickinson - President, Tom Jesse - Vice-President, Mitzi Nelson - Secretary, Paul Duran - Treasurer,
Boardmembers: James Permane, Bill Danforth, Bob Farrar, Thomas Fasulo, David Richardson, Wilhamena Lauramore,
Frank Maloney, Arnold O'Steen, George Scott, Bud Thayer, Jim Bishop

BattleOfOlustee.org

WINTER 2015 EDITION

January 17th, 2015

Progress made in 2-day museum charette!

It was a chilly December weekend, right in the heart of the Christmas season. Nevertheless, the turnout was pretty good with CSO Museum Committee members, state park personnel, and a handful of invited VIPs sitting in the cold concrete block confines of the old ranger house to move the museum forward! On Friday, the architect team of Barnett Fronczak & Barlowe made a morning presentation, demonstrating the chronology of the project and how they arrived at an initial illustration they unveiled. Then, came the input. Many were eager to relay their short and long-term ideas for the new Olustee Battlefield Visitor Center & Museum Complex. Passionate visions met head-on with practical management and budget parameter considerations. The architects digested the input and after an extended break, they unveiled a new series of layouts and illustrations that gave deeper consideration to our expressed vision and concerns. After still more additional input, BFB returned to Tallahassee, equipped with the knowledge necessary to begin the first official design. On Saturday, the world-renowned Wilderness Graphics took the stage to hear ideas for the exhibit considerations. Attendees bombarded the designer with history of the battle and the Florida theatre of war at-large, not to mention historical resources to consult. The result was the identification of key components that would receive interpretation in exhibits. More details later.

"Between 3 & 4 o'clock it began to rain which continued at intensity till next morning. My large overcoat soon became very wet, and so heavy that it was a burden to carry it. The march was rapid and fatiguing, and the men's feet were very much blistered, and in fact they were dropping behind all day...I found the march very distressing. About dark we halted within a mile of Sanderson"

"The men immediately threw themselves on the wet grass, regardless of the danger to life and health, & I could not find the heart at first to disturb them. I was so thoroughly exhausted myself that I could not walk without a stagger. I found a seat upon a log, and produced my pipe and tobacco, & after many efforts succeeded in lighting a match & enjoyed a comfortable smoke. But this time I was so thoroughly chilled that I began to be alarmed, & accordingly forced myself to the exertion of tramping up & down the road til I began to feel warm again. I then roused the men and compelled them to stir about for the same purpose."



From Lewis G. Schmidt's *The Civil War in Florida - A Military History, Volume II* containing excerpts from *The Letters of James M. Chase*. Pictured right: Captain James M. Chase, 7th New Hampshire Volunteer Regiment

Well, there's a reminder that it can get COLD at Olustee. Even for a New Hampshire man! Dress warm, ya'll!

That march from Jacksonville to a mapdot called Olustee was one of the toughest that those men would make in their lives. Unfortunately, the march back the other way would be even worse. Thank God, many, like Captain Chase, would make it back home to New Hampshire, living to tell the tale.

Our march to a new museum, telling stories about men like Chase, celebrating their humanity and their faith, is what we're all about. Progress is being made on that march. That news and more is ahead in this edition of *The Olustee Observer*.

CSO MEETING NEWS

Membership Direction

Membership Director Bill Danforth has been working up some enticing incentives for potential CSO members. We will be unveiling some of those in the near future. Keep looking to the Olustee Observer and our website (www.BattleOfOlustee.org) for more information.

Many of you might have noticed a little letter in your mailbox over the holidays. The *Christmas Letter* was an idea from Treasurer Paul Duran. The letter expressed a warm holiday greeting and reminded past members and potential members that the CSO is not only still here, but better than ever with exciting projects bearing fruit and even more in the works. Memberships can be a cherished gift for lovers of history and heritage. The letter garnered 20 memberships! Who knows? It might become an annual outreach effort. And what better time to do it than Christmas?

From the Blue Grey Army

It's that time again! The **2015 Olustee Festival and Craft Show** will be held on February 13th & 14th, 2015, and is, of course, located in beautiful downtown Lake City. The festival features homemade arts & crafts from around the nation, a variety of food and entertainment, and a "Kids Area" with bounce houses, pony rides, rock climbing walls, train rides, and much more.

Other activities include the **parade** (Saturday morning at 10:30 am), the **5K Run/Walk/Ride** at 7:00am, the **Miss Olustee Pageant** (Saturday January 31, 3pm-9pm at the Columbia County Schools Administrative Complex), and the annual **Blue-Grey Square Dance** Saturday night from 7pm-10:30pm at the National Guard Armory.

Pictured above right: The 2015 edition of the honored poster series



(Continued from The Blue Grey Army)

Many of the Confederate wounded dying in the hospital at Lake City were buried at Oaklawn Cemetery. The annual **memorial service** will be held there on Friday at 9:00am with a keynote speaker.

Shuttle rides are available to the Olustee Historic State Park's reenactment from the Lake City Airport and Baker County Prison Center. Both sites are located on US 90 east and west of the park site.

From the Vice-President's Office

The CSO is excited to have stalwart reenactor and historian Tom Jesse serving as an officer on the Board. Tom has also been active on the Museum Committee, lending his invaluable insight and experience to the process.

“General Jesse” has this to say about current doings with the CSO: ***“After many long meetings, we have a plan and direction for the new museum. Hope to see everyone in February at the reenactment and we can share the ‘vision’. In a few years, the park will look very different and all in a positive way. Come and be a part of it! See all soon.”***

Website & Library Direction

In 2015, the Battle of Olustee website had 65,240 visitors and 201,693 page views. Another great year!

For those coming or thinking about coming to the February reenactment, the website contains the schedule of events and a file offering advice to spectators. These will be found under “Information and Applications for the Annual Reenactment” on the main menu.



Pictured above: A look out at the swampy “bay” in the early winter at Olustee Battlefield Historic State Park

*Fair land of my birth – sweet Florida –
Your arm is weak, but your soul
Must tell of a purer, holier strength,
When the drums for the battle roll.
Look within, for your hope in the combat,
Nor think of your few with a sigh—
If you win not for fair old Richmond,
At least you can bravely die.*

From *The Rappahannock Army Song* by John M'Lemore

Battlefield Tour Conducted for Pamplin Historical Park

A tour group was brought to the Olustee Battlefield from Pamplin Historical Park, one of the preeminent Civil War museum complexes in the nation. Director Wil Greene brought approximately 20 people for a tour of the battlefield. The CSO had a tent put up for souvenir sales. Ranger Jim Ellis and Chris Lydick did an outstanding job walking through the battlefield discussing things that occurred in each area. They also provided an in-depth map from their historical research. The CSO made some money from souvenir sales and also received a donation check of \$100 from our friends at Pamplin Park. Visit www.PamplinPark.org to get a look at their magnificent history facility, located in Petersburg, Virginia.



2015 BATTLE OF OLUSTEE REENACTMENT FEBRUARY 13TH-15TH PREVIEW

Get ready. It's almost here. The 39th Annual Reenactment of the Battle of Olustee in 2015 is right around the corner. Sutler committee chairman Eric Hague said 35 sutlers are scheduled to be there! So be sure to bring a little jingle-jangle in your pocket to pick up some fun stuff and *let's all have a great time!*

SCHEDULED EVENT HIGHLIGHTS

(For a more detailed listing, please refer to the webpage on www.BattleOfOlustee.org)

Friday, February 13th

ALL DAY: Reenactor Only Campaign

8:45am: Wreath Laying

9:00am – 2:00pm: Educational Exhibits and Programs under the Ball tent

7:00pm: Luminary Memorial Service

8:00pm: Artillery Night Firing

8:30pm – 10:30pm: Old Fashioned Barn Dance & dance instruction under the Ball Tent

Saturday, February 14th

8:00am: Colors at Museum/Monument Field

11:00am – Presentation under the Ball Tent: *The Service of "People of Color" in the Civil War*

12:00pm: Period music concert at demonstration area

1:00pm: Medical demonstration for the public at the Medical Tent.

1:30pm: Ladies Tea at the Ball Tent

2:30pm: Period music concert at the Battlefield

3:30pm: Battlefield reenactment

8:00pm – 11:30pm: Battle of Olustee Ball at the Ball Tent (period attire required)

Sunday, February 15th

8:30am: Colors at Museum/Monument Field

9:00am: Union Monument Ceremony

9:00-9:45am: Medical demonstration at the Medical Tent

10:00am – 11:00am: Period church services

12:30pm – 1:30pm: Period music concert at the Battlefield

1:30pm: 35th Annual Reenactment of 151st Anniversary of the Battle of Olustee

Take a look at this new promotional poster from Andrea Thomas, FPS Specialist at Stephen Foster State Folk Culture Center. It's clean, has points of interest, all the pertinent info is there and it captures the essence of advertising from the 1860's. We appreciate the great work from Andrea!

OLUSTEE

FEBRUARY 13-15, 2015

ONE HUNDRED FIFTY FIRST ANNIVERSARY!

LIVING HISTORY
PERIOD MUSIC
SUTLERS
LADIES TEA
INFANTRY DRILLS
PERIOD CHURCH SERVICES
AUTHENTIC ENCAMPMENTS
DEMONSTRATIONS
EDUCATION DAY
BATTLES ON SATURDAY AND SUNDAY
ROLE OF AFRICAN AMERICANS IN THE CIVIL WAR



COME ONE AND ALL

OLUSTEE BATTLEFIELD HISTORIC STATE PARK
CIVIL WAR BATTLE REENACTMENT

8 A.M. TO 5 P.M. DAILY

CIVIL WAR REENACTORS ADMITTED FREE

SCHOOL DAY FRIDAY FEBRUARY 13, 2015 9 A.M. - 2P.M.

5890 BATTLEFIELD TRAIL ROAD SANDERSON, FLORIDA

BATTLEOFOLUSTEE.ORG

General Information Bulletin

Here's some general information and updates for reenactors and other interested persons. For a portable document file of this and other 2015 docs such as the *Unit Commander' Letter*, please refer to our website at www.BattleOfOlustee.org.

Military Matters

James Permane has been appointed Union Commanding General for the 39th Annual Reenactment. Tom Jessee is the Confederate Commanding General. They will share the responsibilities as Overall Commanders for the event.

Reminder for 2015

The Florida Park Service initiated new policies regarding black powder weapons and other weapons used during event programming in 2011. There will be minor changes at registration and during weapons inspection prior to participating in each day's activities.

- Only reenactors 16 and older may handle black powder weapons. You are required to show proof of age at registration before you can be issued a registration card – please remember to bring your id.
- **The notarized minor permission slip is now required for all minors participating in activities at the park even if a parent is present.**
- Only FFg (2F) black powder will be used according to the table of maximum loads attached in the 2014 Regulations. NO Pyrodex. NO FFFg (3F) or FFFFg (4F) powder will be used except by artillery units for priming.
- Each person handling a black powder weapon is required to complete a brief training – training will be conducted during weapons inspection and you will be provided special handouts at registration to help us accomplish this directive.

Returning in 2015

- ❖ ⚔ Reenactors only campaign on Friday throughout the day.
- ❖ ⚔ Old Fashioned Barn Dance and Dance Instruction Friday evening

Practical Matters

- ❖ ⚔ **For the safety of our school groups visiting on Friday, the front gate will be closed to vehicular traffic (except trucks pulling cannons or those pre-identified artillery vehicles) from 8 a.m. until 2 p.m. During this period only, you will be able to register at the modern camping back gate.**
- ❖ ⚔ There will be specific information regarding driving conditions and parking posted on the www.BattleOfOlustee.org website prior to the reenactment weekend. Driving conditions may change due to the condition of the battlefield in order to protect our natural and cultural resources. Please be patient and consider that this is still one of the few actual battle sites you are still able to participant on.
- ❖ ⚔ **Digging of any type, including fire pits is strictly prohibited at Olustee Battlefield Historic State Park. Violators will be subject to federal fines and will be immediately dismissed from the event.**
- ❖ ⚔ The front gate is closed for vehicle entry from 7 a.m. Saturday until 5 p.m. Sunday, except to Reenactors **pulling** cannons or pre-designated artillery vehicles.
- ❖ ⚔ Reenactors will not be allowed to leave the park through the front gate following Sunday's battle until after all pedestrian traffic has cleared, or at approximately 5:00 p.m. Please respect the safety of pedestrians and motorists alike by being patient until the gate opens. You are welcome to exit through the rear gate before 5 p.m. on Sunday.
- ❖ ⚔ Campers will not be admitted to the Modern or Authentic Camping areas until they have registered for the event.
- ❖ ⚔ **Camping at Olustee Battlefield is primitive in nature. We cannot accommodate requests to use generators nor can we provide electricity to campers.**

General Information Bulletin (continued)

Educational Activities

- ❖ ⚔ Reenactors are asked to have either a 10-minute living history presentation developed for school groups visiting the Olustee Battlefield on Friday, or to assist as a guide for school groups.
- ❖ ⚔ Please contact Jim Ellis about participating in these activities at 386-758-0400.

Artillery Information

- ❖ ⚔ If possible, please have your cannon at the battlefield by Friday night.
- ❖ ⚔ Please have your cannon on the Inspections Field as soon as reasonably possible following your arrival.
- ❖ ⚔ Those that wish to participate in the night firing must have their cannons in place on the parade ground by 6 p.m. Friday evening. No cannons may be moved onto the parade ground between 6 p.m. and until completion of the night firing

Safety Information

- ❖ ⚔ No black powder weapons of any kind will be carried or fired by any participant under 16 years of age. Children are not permitted on the field during the reenactments. Exception is made for functional musicians (boys 11 or older who can actually play a drum, a fife or a bugle). Young boys are not to serve as color bearers during battle reenactments.
- ❖ ⚔ If you encounter bees in or near your campsites or in the park, please leave them alone and notify uniformed staff from the Florida Park Service or U.S.D.A. Forest Service of their location.
- ❖ ⚔ **Please take note that trains traveling through the Olustee Battlefield Wednesday through Sunday are traveling under a “Slow Order” issued by CSX Railroad. The “Slow Order” is lifted at 6 p.m. Sunday evening. Use extreme caution when exiting the park after this time. Trains will be moving at a high rate of speed.**

Before Leaving the Event

Please be sure to clean your campsite and place all garbage in the dumpsters provided.



Above: Archival photographs from 2001. Left: “7th Florida Leads a Victory Charge”. Right: “A Farewell to Friends”.

FLORIDA HUMANITIES COUNCIL TOURS ON REENACTMENT SATURDAY!

On Saturday of the annual reenactment, the Florida Humanities Council will lead a one-day tour of the reenactment for teachers who previously attended its “The Civil War in Florida” seminars over the past few years. These seminars included classroom presentations by Civil War experts and tours of Civil War related sites, including the Olustee Battlefield.

The tour will be lead by Dr. Sean Adams, Associate Professor and Chair, Department of History, University of Florida. The Event Coordinator is Keith Simmons of the Florida Humanities Council.

Our own Thomas Fasulo, CSO member and a Civil War living historian, will participate as an instructor for a portion of the one-day tour. He also participated in several of the “Civil War in Florida” seminars as a living history guide when the teachers visited the battlefield. Other CSO members who also helped as guides over the years include Eric Hague, Sue Bonifay, and John Poe.

The tour is funded by the HTR Foundation, which also made the \$1 million donation to the CSO to create the Florida Civil War Museum.

The Florida Humanities Council is the Florida arm of the National Endowment for the Arts. It provides numerous educational seminars and tours for teachers and other interested individuals in a wide range of historical areas within Florida. The teachers take back what they have learned to present to their students. The Council’s website is located at www.FloridaHumanities.org.

Upcoming Meetings & Events	Articles of Interest	Odds & Ends
<p>Questions and membership dues can be mailed to: Olustee CSO, P.O. Box 382, Glen St. Mary, FL 32040</p> <p>The 2015 Annual Reenactment of the Battle of Olustee or Ocean Pond will be February 13-15.</p> <p>Visit floridareenactorsonline.com for a list of living history & reenactment events throughout Florida.</p> <p>The next CSO meeting will be Saturday, February 28th, 10:00 am at Firehouse Subs in MacLenny.</p>	<p>Volunteers are needed to sell retail items in the CSO tent during the upcoming reenactment.</p> <p>By-laws of the CSO and its Board of Directors have been updated. Copies are available through the CSO.</p> <p>Enticing corporate membership packages are being developed (including comp tickets at will-call). More on this later.</p> <p>Please visit the website at www.battleofolustee.org for updated applications, forms, regs, & schedules</p>	<p>The Expo has been temporarily put on hiatus while we work on the new Museum/Visitor Center.</p> <p>A thank you in advance goes to the Baker County Historical Society. Those folks are our partners in history. They do a great job manning the ticket booths every year. They will be there again and we sure appreciate it!</p> <p>We also thank in advance the Kappa Psi pharmaceutical sorority from the University of Florida for helping with sales in the CSO tent this year! Thank you, ladies!</p>

THE NEW OLUSTEE BATTLEFIELD MUSEUM CREATIVE PROCESS TAKES FLIGHT IN DECEMBER CHARETTE

Day 1 Begins – Background & Evolution

On day 1 of the long-awaited charrette, the Barnett Fronczak Barlowe team of Rick Barnett, Erin Vaughn, Celine Gladwin, and David Fronczak were prepared with art boards, visual aids, and a well structured presentation to move the building brainstorm forward. It was explained that the charrette's primary objective was to filter feedback from the focus group at-large (museum committee, FPS personnel, invited VIPs) on their preliminary designs hewn together from information received on the initial Pre-Design Phase Day back in October.

Rick reflected on what BFB learned from the Pre-Design Day; that storage, retail, restroom space should all be integral and flow with the overall exhibition space. An original proposition that the old ranger residence be converted to annex space for the library & auditorium has been scrapped. The Florida Park Service has strongly recommended the structure be demolished while possibly retaining the shop building as an annex. With these new precepts at the forefront, their original conception of the building evolved. The most distinguishing remark from the Pre-Design Day was that the main building retain features of "Florida Cracker Vernacular Architecture".

BFB, in usual buttoned-up fashion distributed a Pre-Design report with background research included.



The Design Approach & Affecting Factors

Already, the focus group began to offer input. Rick explained that the thought process ascertained from the Pre-Design interview was that we move forward with a sense of long-range phasing; that is, adding on and improving in the years to come. A slightly alternate approach was vocalized by District Manager Cliff Maxwell; that is, it's been 50 years since investment in the property and it could be another 50 years before this financial opportunity comes again, so we might have 1 shot to get it right (functional and vital).

Staffing concerns were made clear at this time, as they dramatically impact the design of the building. The FPS maintains that due to operational budget considerations, the building must be designed to allow for it to be "self-manned". This consideration prompted new lines of design conception from BFB for the charette.

Security is another major concern affecting design, as windows must be minimized due to their relative ease of criminal entry.

A directive was again stressed that we want as much exhibit space as the budget will allow. Here is where the cost-of-exhibit-space-factor was demonstrated to significantly affects and alter design plans. Valuable antiques and relics require security feature design considerations as well as insurance costs. This drives up the cost per square foot of exhibit space, thus affecting how much exhibit space can be afforded. Reconsideration on what and when to exhibit began to be addressed. Suddenly, the idea of how to tell the Olustee story began to be important in the design of the building. The question of balancing interpretation with the remaining facilities became an important one. Our one million dollar budget already dictates a certain range of size, given a \$400/sq. ft. exhibit floor/museum security design quotient. An alternate school of thought then ensued, proposing that if we don't have valuable exhibits, we could go with a standard \$200/sq. ft. formula, therefore affording more exhibit space. One committee member thoughtfully pointed out an important philosophical museum axiom: "Why go to a museum if not to view true historical items?" Innovative approaches began to be suggested such as a rotation of exhibits featuring valuable historic items, only during special events such as the reenactment. Park management suggested the designated enclosed space have enhanced security for special event artifact exhibits as well as housing conference space.

*("The Design Approach & Affecting Factors"
continued)*

It was again stressed with general consensus that a vista be maintained between the monument and the visitor center.

It was determined to be vital that we have outdoor space (outside and around the building) utilized for interpretation.

Long Range Vision

The Park Service issued an interpretation plan for Olustee Battlefield State Park back in 2001. This contained an impressive artist's rendition of a fully-realized museum visitor center.



Some CSO museum committee members have also envisioned both short-range immediate budget parameter needs and long-range master plans, replete with floor plans, frontal sketches, and detailed descriptions reaching 10-25 years into the future. It has been noted that Cracker design was historically open to this approach as it was indeed a style of homesteading that evolved into a compound of out buildings. Such is a logical progression for our complex.

Visibility from Highway 90

Rick Barnett opened a discussion regarding line of sight from Highway 90 to the museum. Longtime reenactor and CSO member, Jeff Grzelak, noted that Civilian Conservation Corps photos from the 1930's may suggest what the original view was: mostly free of trees. Some, however, have gotten quite fond of our stately trees and may have trouble parting with them.



Pictured above left: Rick Barnett kicks off the charette. Above right: Jeff Grzelak lends his extensive knowledge of the property for Rick's consideration. Pictured below: Rick conducts a walking tour outside the immediate vicinity of the future museum site followed by discussions with Cliff Maxwell and the group.

Walking Tour

The meeting then moved to a walking tour outside. Important items such as the trustee line, moving the well, the North-South East-West axis, parking adjacency, clearing the understory and keeping prize trees were discussed.



Evolution of Drawings

The final determination from the Pre-Design Phase was that we could afford 3100 square feet with 434 square feet of interior museum exhibit space.

The idea of the charette is to have conceptual art evolve. As ideas continue to be input, the architects make notes accordingly and incorporate the substantive ideas into subsequent drawings. So the drawing first presented today would change by the end of the meeting and even change again well after adjournment of the charette. Upon returning inside, the group viewed the latest building designs.





Ideas & Input Continues

Discussion of parking for the museum leads to a general agreement that a packed surface is preferable (for our purposes) to an impervious one.

For future expansion, it was noted that the restroom portion of the central area could be turned into exhibit space, giving us double the size. Many touted that restrooms visible to the parking lot were vital to the comfort of guests.

What were other ways the build could expand in the future? It was suggested that filling in the gathering space, expanding to the parking lot or out to the shop building were all ways to achieve this.

There was a wide range of reactions to all 3 schemes drawn up for our VC-Museum. People responded well to the clearstory in Scheme 2. Scheme 3 was scrutinized with restroom rotation to the north side of the building being a big contention.

=

Clarification on Phasing

An updated discussion of “phasing” the entire project was discussed.

Phase 1 is the Visitor Center – Museum as we can afford it.

Phase 2 would be an expansion of exhibit space and/or addition to the entire visitor center

Phase 3 would be additional buildings such as the new ranger residence and shop.

Phase 4 would be improvement of the whole grounds.



Utilizing Space

Some expressed concern that to have this lean toward a solely outdoor kiosk-style exhibit space was not what we were looking for. Others countered that it would be a shame to have a museum that can't be open everyday. Ideas on exhibit space details were bandied about. For example, a modular expandable interior exhibit space was introduced but the downside was determined to be additional infrastructure costs with such a design.

It was thought the dogtrot would be a strong location for outdoor classroom space.

Weatherproof interpretive panels would occupy exterior wall space.

One CSO attendee smartly noted that it's important to consider the roofline now as it might affect ready expansion in the future.

(Utilizing Space continued)

Park Service management proposed combining retail and exhibit space. They effectively argued that this would optimize flexibility and adaptability. A “retail kart” instead of a retail space could help maximize our exhibit space.

Bathroom schemes were hashed out in order to have them positioned in a proper aesthetic flow (such as not having doors open into the dogtrot classroom space) while helping to maximize exhibit space.

Ample porch space for gathering and circulation was stressed. (following the Cracker Barrel restaurant example)

Construction

Construction methods were discussed such as a standing seam vs. rib system (the latter more of a Cracker feature). Stem wall with slab construction and metal studs was brought up for discussion. FPS noted they would recommend building materials. They mentioned that due to warranty considerations, they have been moving to metal roofing and concrete block with Hardieboard.

The group broke for an extended lunch allowing time for the architects to modify their designs.

Final Input on Architecture

After the lunch break, final input was given to still more provocative new designs.

Gathering space was proposed to be moved to the southwest corner to maximize the “multi-use room and exhibit hall” on the right. Serious considerations were given to the maintenance chase, again in order to maximize exhibit space. A popular idea was to make the chase a lower-third of wall feature.

The roof “popping out” at points of interest was something that grabbed members of the focus group. The “vestibule” seemed to serve both aesthetic and functional purpose in the design.

Lewis Scruggs of the Park Service said an effort should be made to bring natural light into the building in spite of the overhanging Cracker-style roof. Jeff Grzelak suggested a cupola for a light well. Lew expanded upon this mentioning new mirror tech to maximize the use of this natural light.

Pictured right top to bottom: Rick and Paul hard at work on design modifications during the break. Tom Jesse, James Permane, and Jeff Grzelak discuss the new designs. Rick explains details in a modified floor plan. The group takes some final looks.



Day 2 – Exhibit Charette Begins

Day 2 of the charette began with Chris Buchholz, owner and vice-president of Wilderness Graphics, giving examples of their past work. Of particular interest was the body of work they did for Captiva Island Historical Society. They took a small 13'x21' space and re-created the mailboat *Santina*, using this vehicle to interpret this island's history from the 1800's to 1963.

Interpretive Themes

Going into the charette, WG (Wilderness Graphics) had identified some key interpretive themes for us: 1.) Northern & Southern Ways of Life, 2.) Florida's Role in the Civil War, 3.) The Battle of Olustee, 4.) The Experience of Florida's Civilians in the War, 5.) The Olustee Site Through the Years After the Battle

Interpretive Techniques

Techniques pertinent to our limited space were opened for discussion by Chris. One of the first things introduced was "depthscapes". These can give you the 3-D diorama effect when you don't have the space for a diorama. Good "way-finding" can efficiently utilize portions of the site to tell different parts of the story. One idea involving way-finding had already received a nod of approval from the group – using positions on the wraparound porch to mount small plaques defining what happened in that line of sight or viewing perspective.

Everyone seemed to agree that children would need interactive to engage in the experience. Spotting scopes and tactile maps are examples. To get a sense of the weight of a cannonball, a "cannonball lift" user-friendly device was mentioned.

Mannequins and animatrons were noted as especially fascinating to children. Space might present a challenge with these and maintenance would certainly be a concern with robotics. A suitable alternative to consider would be a "first-person DVD projection" talking to the visitors.

Strong feelings about the battle's connection with the railroad were voiced. Some sort of railroad travel projection would not only be appropriate but might also give some clever motion to one of the interactive experiences.

Smart-phones and QR codes present us with interesting and "handy" interpretive options.

("Interpretive Techniques" continued)

Elaine McGrath mentioned the Fort Mose experience at St. Augustine. Here, many exhibits are motion-activated. Once engaged, the actor delivering the personalized narrative could be seen or just heard with evocative ambient sound effects in the background.

Chris at WG expressed a desire to catalog any current artifact collections we have access to in order to build a pre-designed space for it.

Interpretive Flow

Cliff Maxwell suggested telling the story and teaching it from the outside so you are prompted to explore.

As the floor opened for discussion of the themes, ideas began to flow freely here in the true spirit of a charette.

Northern & Southern Ways of Life – It seemed paramount to review the history of the site, particularly of the Brown family who owned it including also perhaps old stories of the area involving pioneer farmers and Seminole Indians. This strikes as a novel way to illustrate an old theme.

Florida's Role in the Civil War – How do we tell the story? Chris conceded that globally, visitor center-museums are getting smaller and they want them unmanned due to tight budgetary restrictions. WG has been trying to change that culture and mindset; demonstrating that exhibits need to relate to bring people back again and again. This subject needs exhibits that are relatable. Tactile maps and the production of foodstuffs became a central thought.

The Battle of Olustee – Most agreed it is important to relay the scope and intensity of the battle. Auditory-only experiences via headsets would be engaging but might prove challenging in our design scheme. The concept of "layered walking tours" was breeched. This would utilize smart phone apps & geo-cache posts and/or a collection of brochures to conduct a self-guided walking tour for each military unit in the battle. A "Civil War Challenge Course" for children with a start point and end point was enthusiastically discussed. Leverage action/piston-powered attached battle gear would be inviting for kids to touch and lift. Other tactile learning opportunities for kids were brought up such as teaching signals from the Signal Corps of the day. An extensive personalized story section should be a major component of the interpretive experience. Chris was informed by the museum committee that a perennial theme in our interpretation of the battle is the story of

("Interpretive Flow" continued)

the 54th Massachusetts and other African-American units that fought here. A diorama of their herculean effort to literally pull a train of wounded back down the tracks to Jacksonville would be an eye-opening visual. Integrating a tactile resistance challenge for kids into such an exhibit was mentioned.

The Florida Civilian Experience – Local interest components discussed were the anxiety-ridden populace of Lake City and Gainesville (produced by Union cavalry raiders) and the occupation and burning of Jacksonville. This might be interpreted with letters, antique photos on placards, and a burning city effect in miniature. Also discussed was how people got by from day to day with a scarcity of commodities; how were everyday objects re-tooled? It was agreed that women and children of this time should receive attention with interpretation. A match-up game with home items might work well for visiting schoolchildren.

Evolution of the Site – Landmark events should comprise this timeline of interpretation, beginning with the historic monument dedication by the UDC in 1912 with actual veterans of the battle in attendance. We should also go back and note the erection of a wooden Union monument lost in 1866, the status of the site as a burial ground with Lt. Grossman's report for verification. Later events might include the takeover by the United State Forest Service in 1931, the lumber and naval store production years, and the CCC era.



Pictured left: Chris Buchholz of Wilderness Graphics speaking in the old ranger residence. Above top: Chris shows 1st person narrative DVD projection. Above middle: On a tour of the old museum having a look at the old diorama everyone still enjoys. Above bottom: Attendees discuss the mannequin exhibit. Chris said many of these items could be re-purposed.

The Reviewer

Reviews and recommendations of related books, music, & film....

One Continuous Fight: The Retreat from Gettysburg and the Pursuit of Lee's Army of Northern Virginia, July 4-14, 1863. By Eric J. Wittenberg, J. David Petruzzini and Michael F. Nugent

Why is it when we learned about the Battle of Gettysburg in school, saw documentaries, or read other books about the battle, we were never told about the first and second battles of Hagerstown and Funkstown, the battles for Williamsport, Boonsboro and Beaver Creek Bridge, the midnight fight for Monterey Pass, and others? All these took place after Gettysburg and the men who fought in them considered these battles just as bad, if not worse, than Gettysburg.

Both armies were worn down from the horrendous three-day fighting around Gettysburg. But after the retreat began, units from both sides saw almost continuous fighting, both day and night, in heavy rain and knee-deep mud. Many of the men on both sides had worn out their shoes, cavalry horses by the hundreds were abandoned as they wore out and their riders proceeded against the enemy on foot. Many of the men didn't eat for days. They slept, when they could, in clothes covered with mud, while lying in water, generals alongside privates.

Yet, all the time politicians in Washington were wondering why the Confederate army was getting away scot-free!


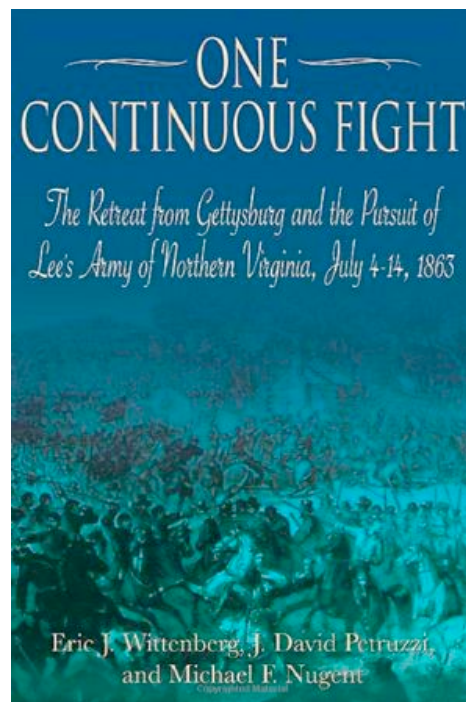
The long miles of Confederate wagon trains were often raided by Union units and hundreds of wagons were cut out. In at least one case, civilians overcame Confederate guards and captured numerous wagons. The wagons were filled with Confederate wounded, supplies and household and farm items, with much of the latter taken from civilians in Pennsylvania.

As our reenactment approaches, it is interesting to note that at the First Battle of Hagerstown, one Lieutenant Sam Elder and his Horse Artillery fought there. The book contains comments from soldiers on both sides how this Union artillery battery inflicted heavy casualties on the Confederate rear guard. Later, that same Sam Elder, now a captain, and his "Horse Battery" fought at Olustee. Elder was breveted major after Olustee and finished the war as a lieutenant colonel. Like so many others, after taking a reduction in rank, Elder stayed in the regular army after the war and retired as a major.

Like many U.S. armed forces veterans, I also experienced rain, mud and going without food. How the men from both sides continued to fight on after the three-day Battle of Gettysburg is a tribute and inspiration to the American fighting man of all wars.

The authors produced a well-written book covering the grand strategy of the retreat along with the personal memories of the civilians and soldier of all ranks. It takes only a few chapters for the reader to understand how difficult the days from 4 through 14 July were for the men of both armies and the people of southern Pennsylvania. A complete understanding of the 1863 Gettysburg campaign is not possible without including this book. Another title covering the retreat is *Retreat from Gettysburg: Lee, Logistics, and the Pennsylvania Campaign* by Kent Masterson Brown, published in 2005. However, I have not read Brown's book.

- Thomas Fasulo




Pictured above: Top- book cover for "One Continuous Fight" (Available from Amazon.com) Middle – Opposing generals at Gettysburg: Gordon Meade & Robert E. Lee. Bottom: historic painting of Lee's retreat

ANTEBELLUM/CIVIL WAR FLORIDA -

Heavy Artillery and Light Infantry: A History of the 1st Florida Special Battalion & 10th Infantry, C.S.A. by Don Hillhouse

This is an extremely valuable work whereas there are comparatively few compiled histories of Florida units in the Civil War. What Don Hillhouse has done with his extensive research is paint a nearly complete picture of a band of Floridian brothers. This is a solid history, replete with an annotated roster appendix, and biographic sketches on the soldiers themselves, including an extraordinary reminiscence by battalion member G.H. Dorman just 50 years after Appamattox. The reader is taken from the unique inception of this group to its disbandment. You aren't just privy to a Florida fighting force, you experience their action in the *Florida theatre of war*: Fernandina, Chattahoochee River, St. Johns Bluff where they were instrumental in the operation of a railroad gun which lobbed 32 pound shells with devastating effect. After service in Savannah, the battalion saw heavy action in the **Battle of Olustee**. They went on to fight in Finegan's Florida Brigade, called up to assist the Army of Northern Virginia in its troubles at Richmond and Petersburg. Hillhouse's writing style is one of ease, making this a quick and compelling read and a must for any Florida history library. – B. Terrell



Above: Battery at St. Johns Bluff. Below: A look at a railroad gun in the Civil War



ROOTS & FOLK MUSIC -

Lightning in a Jar – 2nd South Carolina String Band


With a roster of unforgettable studio CDs: *In High Cotton*, *Southern Soldier*, *Hard Road*, *Strike the Tent*, *Dulcem Melodies*, you wouldn't imagine a concert album from a hard-core period music band. Try this one on your ears. You'll be hooked by both their passionate play and saucy banter. This is a "powerful, high energy double-CD with 26 songs recorded live at two back-to-back, sold-out shows. Over 2 hours of favorite Civil War songs played on period instruments in authentic arrangements. One critic called it "like eavesdropping on history." *Bonnie Blue Flag*, *De Boatman's Song*, *Old Dan Tucker*, *Buffalo Gals*, and many more classics are here. From the music hall in Gettysburg, the 2nd South Carolina String Band captured the emotion and electricity of live music on a CD. "We believe we have succeeded in our attempt to capture that elusive lightning and put it in a jar." Available at www.cdbaby.com. – B. Terrell



FILM -

Patrick Smith's Florida – A Sense of Place

Patrick Smith made us remember our Florida home in his magnificent multi-generational saga *A Land Remembered*. The story of Tobias McIvey moving his young family from the red clay hills of Georgia to the howling jungle of Florida to stay out of the way of a coming Civil War, was nominated for a Pulitzer Prize. Other Florida tales like *Angel City*, *Forever Island*, and *Allapattah* put Smith in the same league as Marjorie Kinnan Rawlings. With *Patrick Smith's Florida – A Sense of Place*, his son Rick, an award-winning filmmaker, indulges us in spending an hour with his dad. One central Florida resident said of this documentary, "Everyone living in Florida needs this DVD." It includes fascinating stories of Patrick's life and adventures; experiences that he had to have in order to write his books the way he did. Smith has been gone for a year now, but not before Governor Scott rightfully presented him bedside with the *Great Floridian Award*. It's 54 minutes of memories. Share it with your family and re-ignite your own Florida memories. Available from www.PatrickSmithOnline.com – B. Terrell



Historical Profile

William B. Barton

Commanding the first brigade for the Federals was the dynamic Colonel William B. Barton of the [Forty-eighth New York Infantry](#). He had joined the regiment on 26 July 1861 at the age of 26. Less than a year later, Lieutenant Colonel Barton assumed command of the regiment, and was promoted to colonel, after the sudden death, on 18 June 1862, of Colonel James H. Perry, the regiment's first commander. Barton led the unit with distinction during the Battery Wagner defeat, and in early 1864 was commanding a brigade at St. Helena, South Carolina. Transferred to command of the brigade, which included his old regiment, the Florida expedition gave Barton his first opportunity to lead a brigade in battle. The other two regiments in his brigade were the [47th New York Infantry](#), commanded by Colonel Henry Moore, and the [115th New York Infantry](#), commanded by Colonel Simeon Sammon. Colonel Barton began the war as a captain and quickly rose in rank. The young colonel performed capably at Olustee, where he was second in command of the Union forces, and indeed for the remainder of the war. At Olustee, Barton looked death in the face and persevered. From his report: *The enemy's fire was both of musketry and artillery, and was extremely intense and galling. It was soon apparent that we were greatly outnumbered, and were facing a foe well skilled in taking advantage of every cover, and disposed to turn to the best account his superior numbers and position. His fire was rapid, accurate, and well sustained, and for a long time we were sorely pressed, but the indomitable and unflinching courage of my men and officers at length prevailed, and after nearly four hours of the hardest fighting, the enemy's left was forced back, and he was content to permit us to retire; which we did, by direction of the commanding general, between 6 and 7:00, in admirable order, notwithstanding our heavy losses, and with not a single round of ammunition remaining. At this time I was charged by [Brigadier-General Seymour](#) with the conduct of the retreat of all the forces.*

As for the 48th New York, they retired to Jacksonville; proceeded up the river to Palatka on March 10, 1864, remained there until April when it



was transferred to the Army of the James at Bermuda Hundred, and was assigned to the 2nd brigade, 2nd division 10th corps. In all the battles of the regiment 868 men were reported killed, wounded or missing, and it earned by desperate fighting its right to be known as a *crack fighting regiment*.

Barton was wounded in the war several times, including a severe wound in the thigh at Battery Wagner. Afterwards, he was sent north to recover and did not return to the regiment until 23 October 1863. Another wound, received before Richmond, was through the lungs, from which he never fully recovered. On 3 December 1864, due to his wounds, which caused physical impairment, he was discharged from the Army at his own request. In March 1865, he earned a brevet promotion to brigadier general in recognition of his wartime services. After the end of the war, he went to Pittsburg where he assisted in the construction of street railways. A bank failure ruined his business and he moved to California, where he managed the California Theatre. Years later this New York renaissance man returned to his home state and secured a lease on the Bijou Theatre. Later, he sold the lease and was engaged in producing plays in New York and on the road. As his health began to fail and the wound in his lungs troubled him and hastened his death.

Courtesy of Thomas Fasulo at BattleOfOlustee.org and The New York State Military Museum and Veterans Research Center

Osceola National Forest Highlights

Fanny Bay Trail – This interpretive trail is at the Sanderson rest area westbound off I-10. It has signage to orient you to the forest habitats such as pinewoods, seepage bogs, floodplain forest, and cypress domes. The boardwalk will end at a observation platform. Here, you can rest on a bench, watch the birds, and take in the scale of a majestic, ancient cypress lording over this little spot of heaven.

“FROM THE OCEAN POND PHOTO ARCHIVES”



“Confederates Launch a Devastating Volley”

Terrell, 2001

(Battle of Olustee Reenactment Photo Gallery Archives)

EDITOR’S CORNER

As we grow together in the coming years, working to enhance the experience at our park and make it a first-class destination, we’d like to hear your ideas. Drop us a line. Thanks for reading. We look forward to seeing you all at the reenactment!

Brian Terrell
Editor